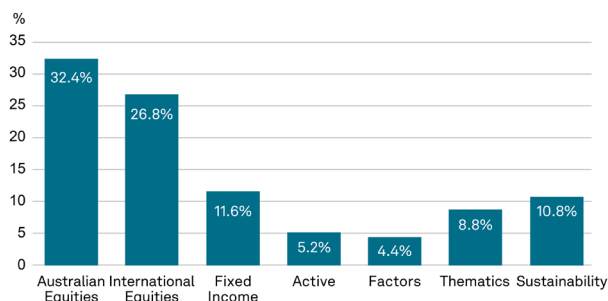


# S&P Dow Jones Indices


A Division of S&P Global

Financial advisers have been a growing force that shapes the Australian ETF landscape. Our recent survey revealed financial advisers' top considerations when selecting indices and ETFs.

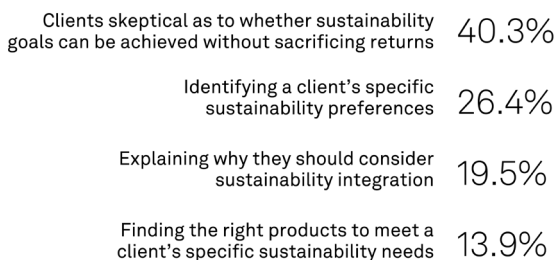
## What types of ETFs do you currently use?



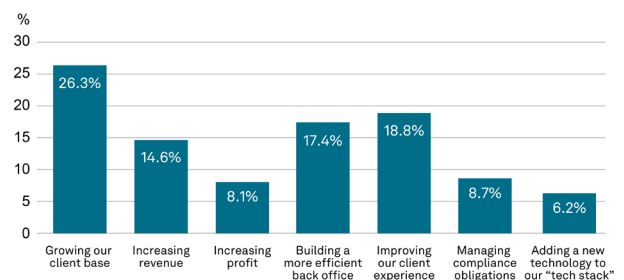
## Considering the current economic and political climate, what are your clients most worried about?



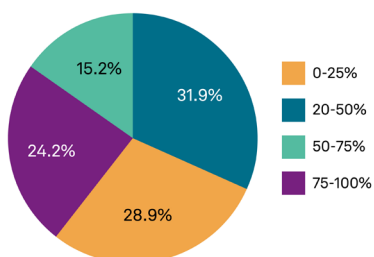
## What is the top challenge you have when speaking to clients about integrating sustainability into their portfolios?



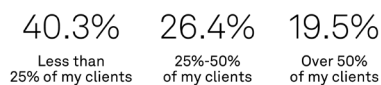
## Which aspects of your business are you focusing on for the coming year?



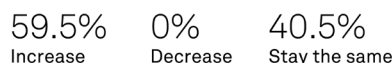
## What percentage of your current portfolio is devoted to ETFs?



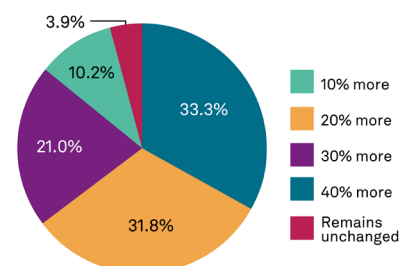
## For what proportion of your clients do you recommend the use of managed accounts?



## Looking out 12 months, do you expect this to:



## How much more ETF usage do you expect to see in portfolios over the next 12 months?



The survey was conducted by S&P Dow Jones Indices at its 11th Annual Australian Indexing & ETF Masterclass series in Sydney and Melbourne (Sept. 13 and 15, 2022). The number of respondents to each question may differ. Charts and tables are provided for illustrative purposes.

## About S&P Dow Jones Indices

At S&P Dow Jones Indices, we provide iconic and innovative index solutions backed by unparalleled expertise across the asset-class spectrum. By bringing transparency to the global capital markets, we empower investors everywhere to make decisions with conviction. We're the largest global resource for index-based concepts, data and research, and home to iconic financial market indicators, such as the S&P 500® and the Dow Jones Industrial Average®. More assets are invested in products based upon our indices than any other index provider in the world. With over USD 7.4 trillion in passively managed assets linked to our indices and over USD 11.3 trillion benchmarked to our indices, our solutions are widely considered essential in tracking market performance, evaluating portfolios and developing investment strategies.

S&P Dow Jones Indices is a division of S&P Global (NYSE: SPGI). S&P Global is the world's foremost provider of credit ratings, benchmarks, analytics and workflow solutions in the global capital, commodity and automotive markets. With every one of our offerings, we help many of the world's leading organizations navigate the economic landscape so they can plan for tomorrow, today. For more information, visit [www.spglobal.com/spdji](http://www.spglobal.com/spdji).

## CONTACT US

<b>Australia</b> +61 2-9255-9802	<b>India</b> +91-22-2272-5312
<b>U.S.</b> +1-877-325-5415	<b>Japan</b> +81 3-4550-8564
<b>EMEA</b> +44-20-7176-8888	<b>Latin America</b> +52 55-1037-5290
<b>UAE</b> +971(0)4-371-7131	<b>South Africa</b> +27-11214-1994
<b>Asia Pacific</b> +86-10-6569-2770	

© 2022 S&P Dow Jones Indices. All rights reserved. Redistribution or reproduction in whole or in part are prohibited without written permission of S&P Dow Jones Indices LLC.. S&P, S&P 500, SPX, SPY, The 500, US500, US 30, S&P 100, S&P COMPOSITE 1500, S&P 400, S&P MIDCAP 400, S&P 600, S&P SMALLCAP 600, S&P GIVI, GLOBAL TITANS, DIVIDEND ARISTOCRATS, Select Sector, S&P MAESTRO, S&P PRISM, S&P STRIDE, GICS, SPIVA, SPDR, INDEXOLOGY, iTraxx, iBoxx, ABX, ADBI, CDX, CMBX, MBX, MCDX, PRIMEX, HHPI, and SOVX are registered trademarks of S&P Global, Inc. ("S&P Global") or its affiliates; DOW JONES is a registered trademark of Dow Jones Trademark Holdings LLC ("Dow Jones"); and these trademarks have been licensed for use by S&P Dow Jones Indices LLC (or S&P DJI). S&P Dow Jones Indices LLC, Dow Jones, S&P Global and their respective affiliates (collectively, "S&P Dow Jones Indices") makes no representation or warranty, express or implied, as to the ability of any index to accurately represent the asset class or market sector that it purports to represent and S&P Dow Jones Indices and its third party licensors shall have no liability for any errors, omissions, or interruptions of any index or the data included therein. All data and information is provided by S&P DJI "as is". Past performance is not an indication or guarantee of future results. Please see the Performance Disclosure at [www.spglobal.com/spdji/en/disclaimers/#performance-disclosure](http://www.spglobal.com/spdji/en/disclaimers/#performance-disclosure) for more information regarding the inherent limitations associated with back-tested and/or hypothetical performance. This document does not constitute an offer of any services. Except for certain custom index calculation services, all information provided by S&P Dow Jones Indices is general in nature and not tailored to the needs of any person, entity or group of persons. S&P Dow Jones Indices receives compensation in connection with licensing its indices to third parties and providing custom calculation services. It is not possible to invest directly in an index. Exposure to an asset class represented by an index may be available through investable instruments offered by third parties that are based on that index. S&P Dow Jones Indices does not sponsor, endorse, sell, promote or manage any investment fund or other investment product or vehicle that seeks to provide an investment return based on the performance of any Index. S&P Dow Jones Indices LLC is not an investment adviser, commodity trading advisor or tax advisor. S&P Dow Jones Indices makes no representation regarding the advisability of investing in any such investment fund or other investment product or vehicle. S&P Dow Jones Indices keeps certain activities of its business units separate from each other in order to preserve the independence and objectivity of their respective activities. As a result, certain functions of S&P Dow Jones Indices may have information that is not available to other business units. For more information on any of our indices please visit [www.spglobal.com/spdji](http://www.spglobal.com/spdji).