

RMBS Performance Watch

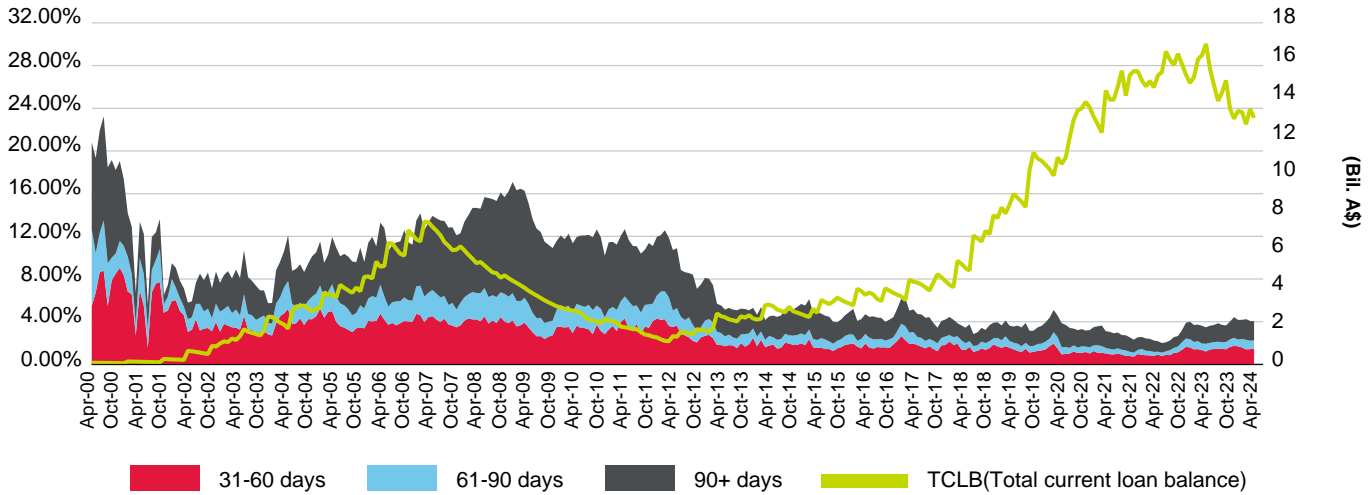
Australia Part 4 – Non-conforming Arrears & Prepayment Statistics

As of June 30, 2024

This report does not constitute a rating action

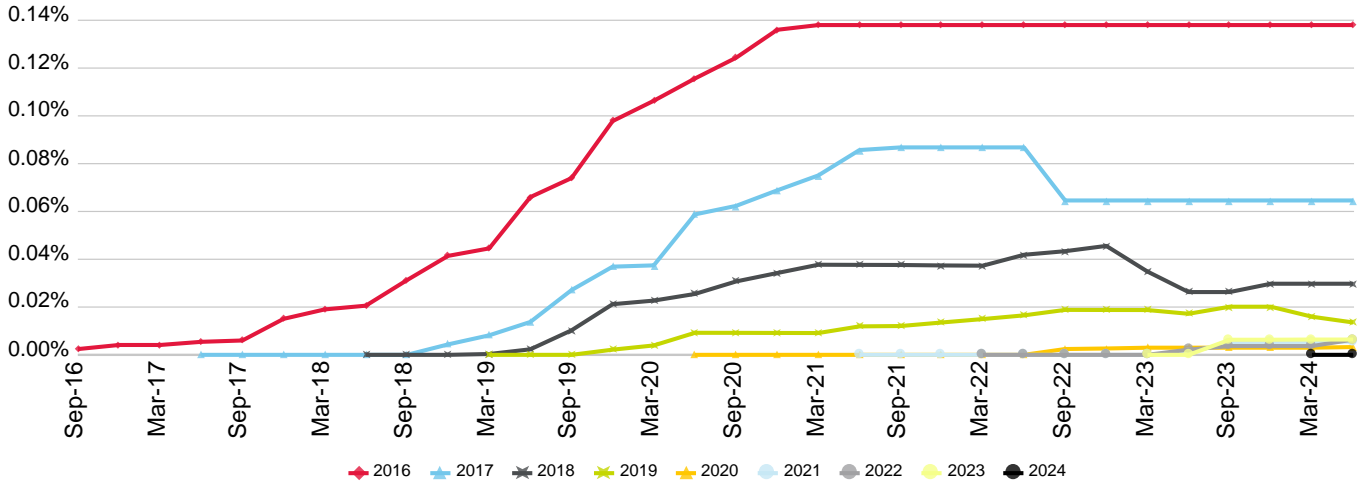
Arrears Statistics - Non-Conforming

Australia Non-Conforming S&P Global Ratings Mortgage Performance Index (SPIN)



(%)	Jul-23	Aug-23	Sep-23	Oct-23	Nov-23	Dec-23	Jan-24	Feb-24	Mar-24	Apr-24	May-24	Jun-24
31-60 days	1.40	1.44	1.47	1.45	1.42	1.65	1.74	1.70	1.59	1.41	1.43	1.48
61-90 days	0.62	0.65	0.65	0.63	0.68	0.71	0.75	0.63	0.79	0.90	0.80	0.77
90+ days	1.61	1.61	1.73	1.62	1.56	1.66	1.93	1.84	1.80	1.93	1.85	1.79
Non-Conforming SPIN	3.63	3.70	3.86	3.70	3.65	4.02	4.43	4.17	4.18	4.24	4.07	4.04
TCLB (Bil. A\$)	15.58	14.71	13.89	14.34	14.97	13.47	12.95	13.36	13.30	12.65	13.47	12.99

Cumulative Gross Losses As Percentage Of Total Initial Issuance By Year Of Issuance

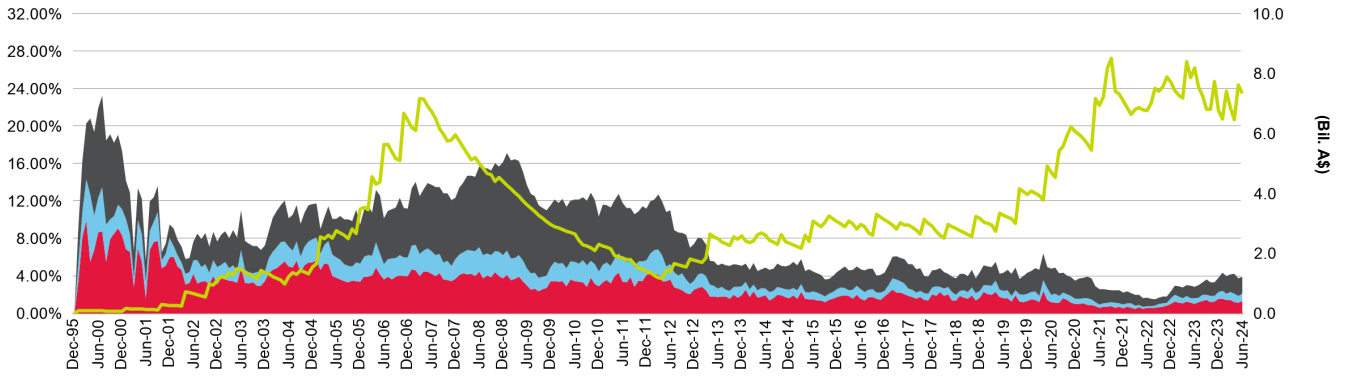


(%)	Sep-21	Dec-21	Mar-22	Jun-22	Sep-22	Dec-22	Mar-23	Jun-23	Sep-23	Dec-23	Mar-24	Jun-24
2024	0.000	0.000	0.000	0.000	0.000	0.000	0.000	0.000	0.000	0.000	0.000	0.000
2023	0.000	0.000	0.000	0.000	0.000	0.000	0.000	0.000	0.006	0.006	0.006	0.006
2022	0.000	0.000	0.000	0.000	0.000	0.000	0.000	0.002	0.004	0.004	0.004	0.006
2021	0.000	0.000	0.000	0.000	0.000	0.000	0.000	0.001	0.005	0.005	0.005	0.006
2020	0.000	0.000	0.000	0.000	0.002	0.003	0.003	0.003	0.003	0.003	0.003	0.003
2019	0.012	0.014	0.015	0.017	0.019	0.019	0.019	0.017	0.020	0.020	0.016	0.014
2018	0.038	0.037	0.037	0.042	0.043	0.046	0.035	0.026	0.026	0.030	0.030	0.030
2017	0.087	0.087	0.087	0.087	0.065	0.065	0.065	0.065	0.065	0.065	0.065	0.065
2016	0.138	0.138	0.138	0.138	0.138	0.138	0.138	0.138	0.138	0.138	0.138	0.138

Copyright © 2024 Standard & Poor's Financial Services LLC. All rights reserved. Reproduction in whole or in part prohibited except by permission. RMBS Performance Watch is subject to the full disclaimer on Page iii, Part 1.

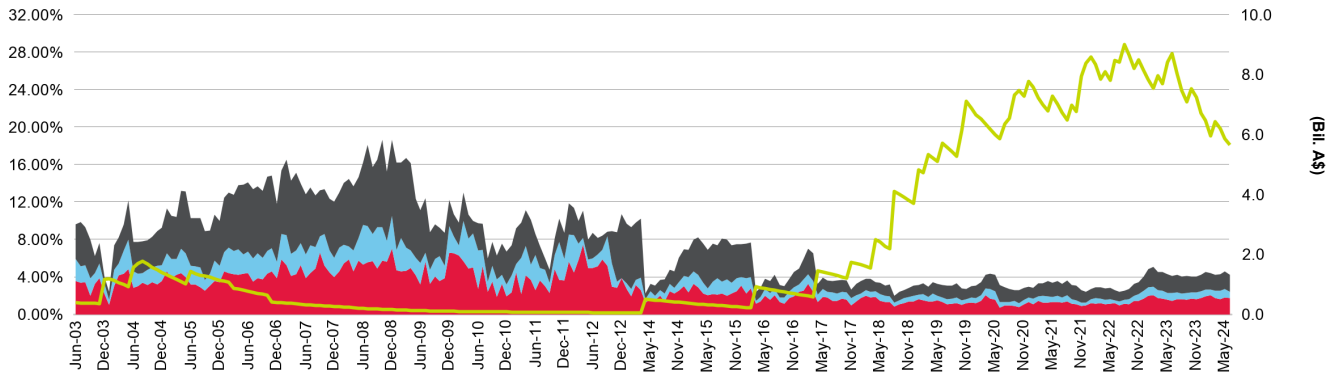
Arrears Statistics - Non-Conforming

Arrears Domestic Issues



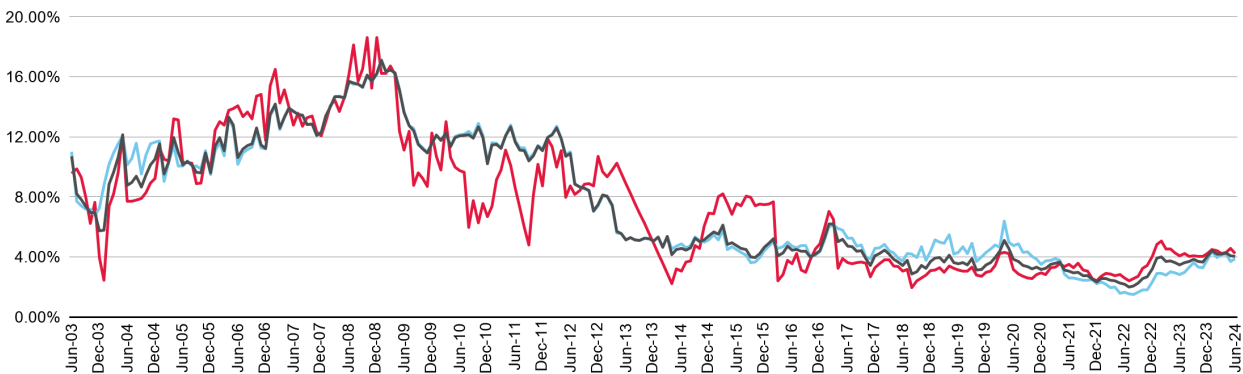
(%)	Jul-23	Aug-23	Sep-23	Oct-23	Nov-23	Dec-23	Jan-24	Feb-24	Mar-24	Apr-24	May-24	Jun-24
31-60 days	1.16	1.28	1.41	1.21	1.24	1.55	1.57	1.45	1.44	1.20	1.14	1.30
61-90 days	0.53	0.69	0.57	0.63	0.64	0.72	0.80	0.65	0.82	0.89	0.71	0.83
90+ days	1.29	1.36	1.66	1.49	1.41	1.53	1.98	1.87	1.90	2.10	1.85	1.77
Total	2.99	3.33	3.63	3.33	3.29	3.80	4.35	3.98	4.15	4.20	3.70	3.90
TCLB (Bil. A\$)	7.55	7.25	6.81	6.81	7.73	6.77	6.48	7.41	6.87	6.46	7.62	7.34

Arrears Cross Border Issues



(%)	Jul-23	Aug-23	Sep-23	Oct-23	Nov-23	Dec-23	Jan-24	Feb-24	Mar-24	Apr-24	May-24	Jun-24
31-60 days	1.63	1.61	1.54	1.67	1.61	1.75	1.91	2.01	1.76	1.63	1.81	1.72
61-90 days	0.70	0.60	0.73	0.64	0.72	0.69	0.71	0.60	0.76	0.91	0.91	0.70
90+ days	1.91	1.84	1.80	1.73	1.71	1.80	1.89	1.80	1.69	1.75	1.84	1.81
Total	4.23	4.05	4.07	4.05	4.04	4.24	4.51	4.41	4.21	4.29	4.56	4.23
TCLB (Bil. A\$)	8.02	7.46	7.08	7.53	7.23	6.71	6.47	5.95	6.43	6.19	5.85	5.65

Market Comparison

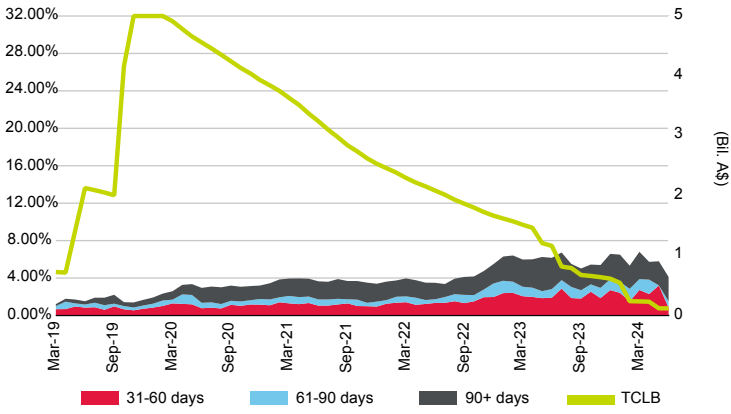


(%)	Jul-23	Aug-23	Sep-23	Oct-23	Nov-23	Dec-23	Jan-24	Feb-24	Mar-24	Apr-24	May-24	Jun-24
Domestic	2.99	3.33	3.63	3.33	3.29	3.80	4.35	3.98	4.15	4.20	3.70	3.90
Cross Border	4.23	4.05	4.07	4.05	4.04	4.24	4.51	4.41	4.21	4.29	4.56	4.23
Non-Conforming SPIN	3.63	3.70	3.86	3.70	3.65	4.02	4.43	4.17	4.18	4.24	4.07	4.04

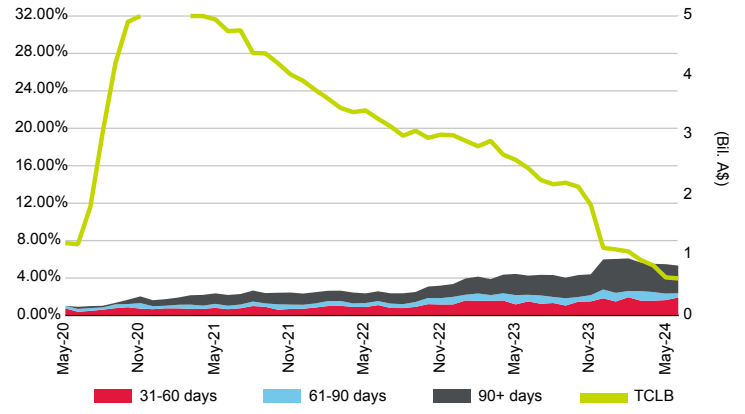
Arrears Statistics - Non-Conforming

By Year Of Issuance

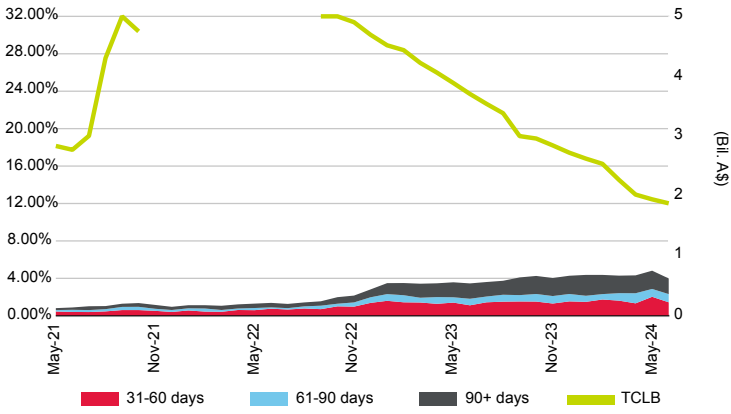
2019



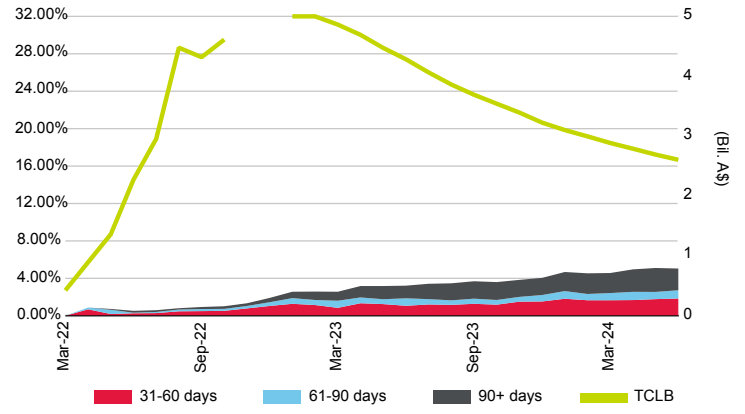
2020



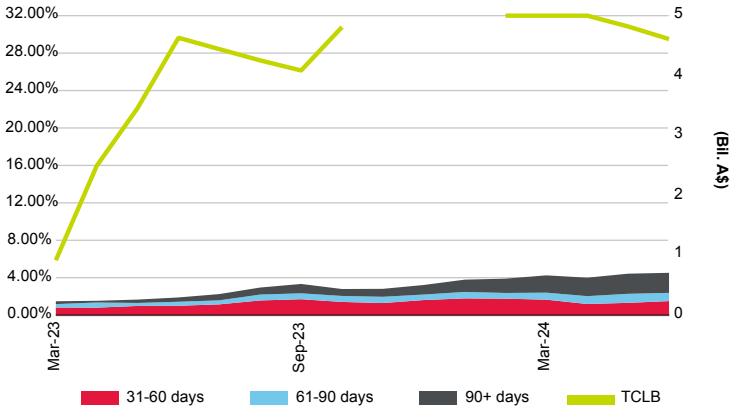
2021



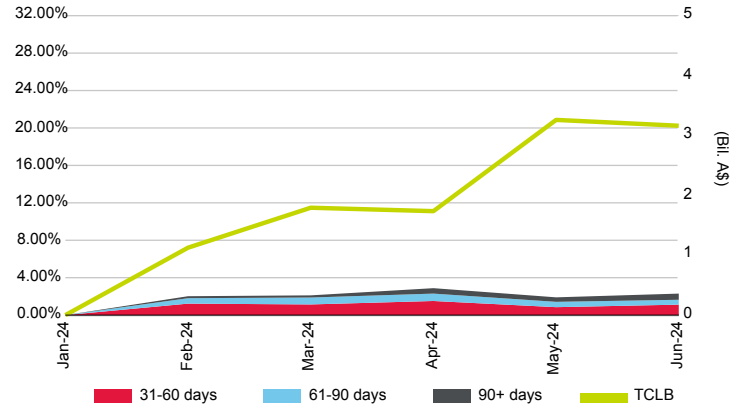
2022



2023

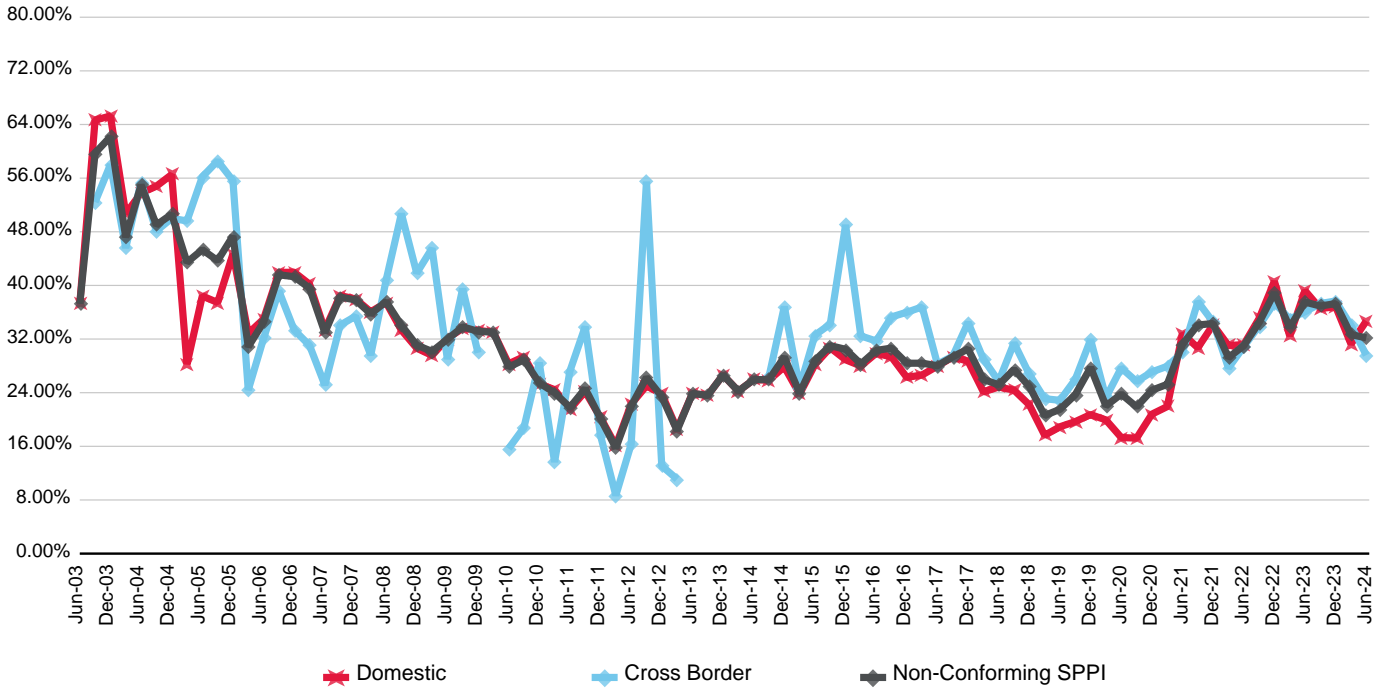


2024



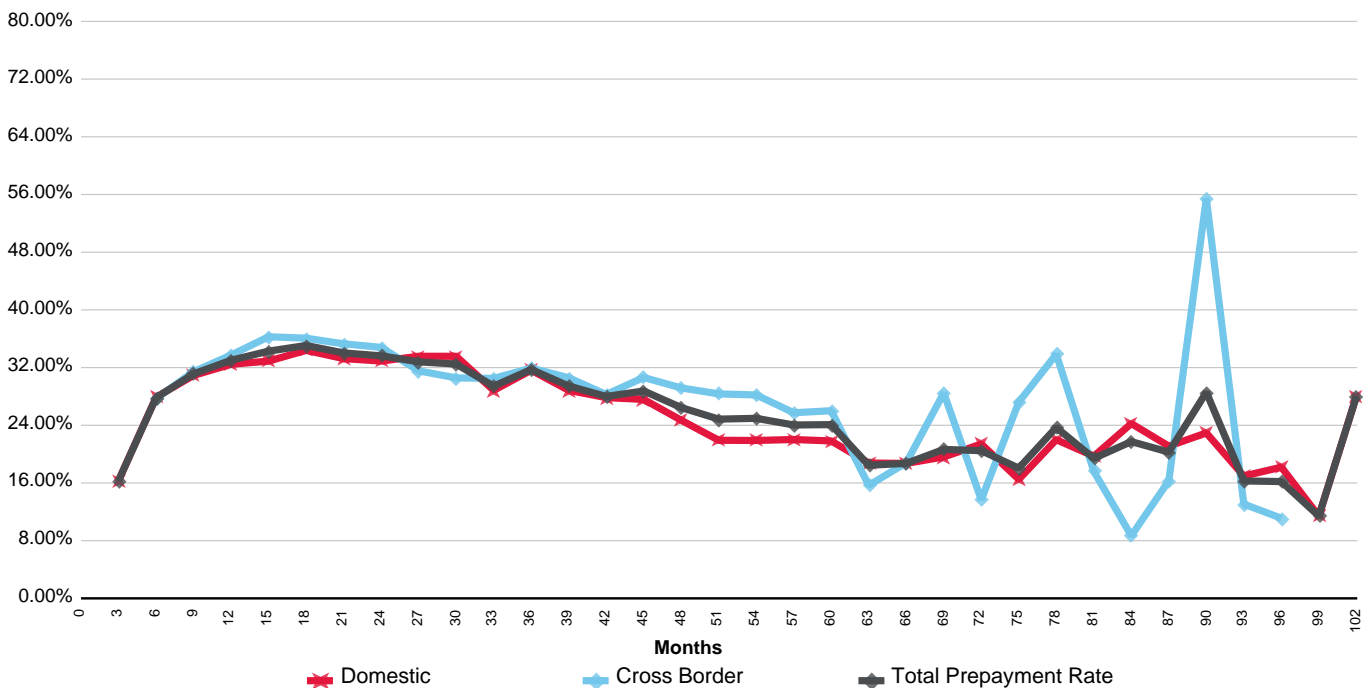
Prepayment Statistics - Non-Conforming

Australian Non-Conforming S&P Global Ratings Prepayment Index (SPPI) By Market



(%)	Sep-21	Dec-21	Mar-22	Jun-22	Sep-22	Dec-22	Mar-23	Jun-23	Sep-23	Dec-23	Mar-24	Jun-24
Domestic	30.70	34.13	31.02	31.19	35.05	40.61	32.48	39.22	36.54	36.84	31.28	34.69
Cross Border	37.58	34.53	27.68	30.86	33.97	37.40	34.99	36.08	37.30	37.68	34.05	29.61
Non-Conforming SPPI	34.10	34.32	29.23	31.02	34.46	38.91	33.72	37.52	36.93	37.29	32.66	32.18

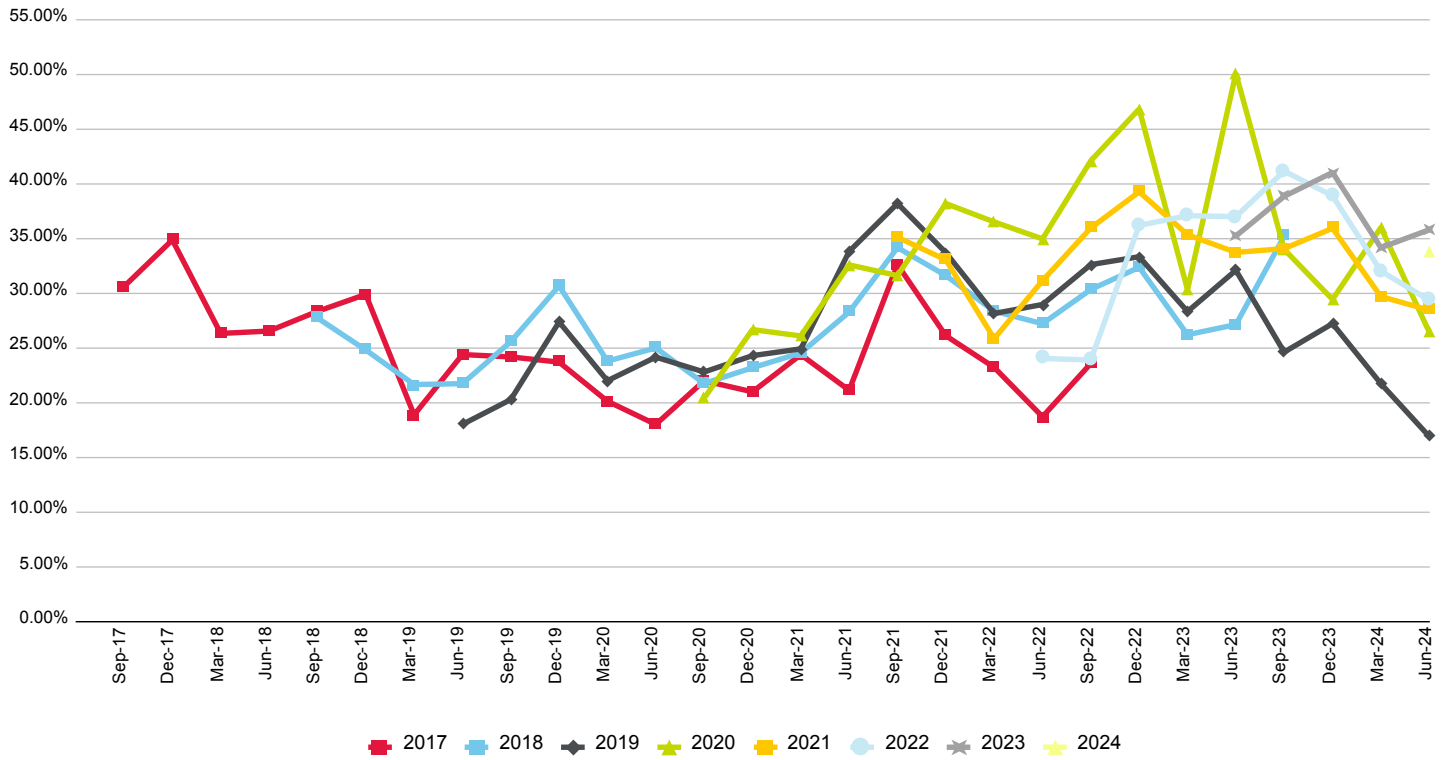
Annualised Quarterly Prepayment Rates - Months From Issue Date



Copyright © 2024 Standard & Poor's Financial Services LLC. All rights reserved. Reproduction in whole or in part prohibited except by permission. RMBS Performance Watch is subject to the full disclaimer on Page iii, Part 1.

Prepayment Statistics - Non-Conforming

Annualised Quarterly Prepayment Rate Index (By Year Of Issuance)



Annualised Quarterly Prepayment Rate Index - Months From Issue Date (By Year Of Issuance)

