

Benchmarking Report on Materiality

The Challenge to focus on what matters most.



As environmental, social, and governance (ESG) factors become integral considerations in the marketplace across many types of analysis, corporates are increasingly looking to assess their transparency, performance, and peer positioning in the market on the identified ESG Material topics. To support this need, the Benchmarking Report on Materiality report provides an independent quantitative and qualitative analysis of your company's performance on the ESG Material topics against the S&P Global Corporate Sustainability Assessment (CSA) Practice and sustainability benchmarks established by global leaders in your industry. A performance benchmarking based on CSA scores and data enables companies to identify strengths and areas for improvement in the format of an actionable feedback, that can help you to understand your company sustainability performance with respect to future sustainability challenges and opportunities.

The Solution

This service is designed for companies looking to understand their performance in the selected ESG Material areas, based on the information collected through the CSA questionnaire. The service supports identifying areas of interest to the critical stakeholders, and based on the CSA practice, provides guidance on how to disclose and report relevant information and KPIs on the identified material topics for the stakeholders. The service consists of a report in a presentation format, a 1-hour debrief call with a CSA expert to discuss key findings and 1-year valid access to Peer Practice Database.

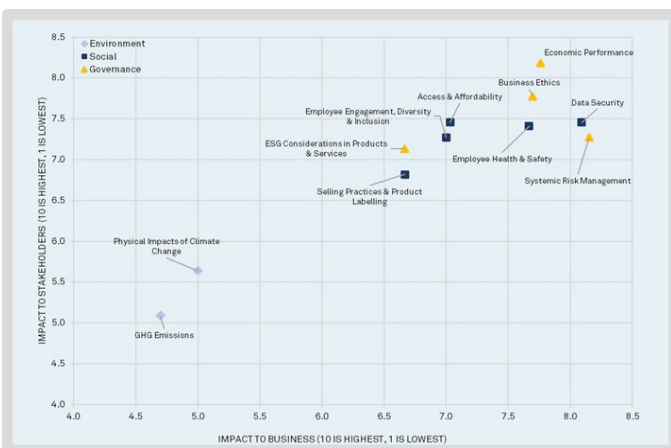
To obtain this service, your company must have assessed through the CSA.

How does it work?

An ESG Materiality Assessment is required to prepare the Benchmarking Report on Materiality. The material issues identified in the ESG Materiality Assessment are then mapped to industry-specific CSA criteria and frameworks to show how companies should address the identified material topics in terms of transparency, policies and performance indicators and provide performance benchmarking to the CSA Practice and industry peers.

The company can conduct its own ESG Materiality Assessment or can leverage the ESG Materiality Assessment solution offered by S&P Global Sustainable1. The [ESG Materiality Assessment](#) conducted by S&P Global Sustainable1 involves a systematic process of identifying significant ESG issues, drawing from established sustainability frameworks, reviewing peers' ESG disclosures, and conducting stakeholder surveys. The outcome is a materiality matrix illustrating the impact of ESG topics on business and stakeholders. This materiality assessment will serve as input to the aforementioned performance benchmarking assessment.

Materiality Assessment Matrix

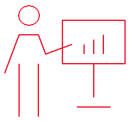


Material ESG topics mapping to CSA

Material Topics	CSA Criteria Mapping	CSA Question Mapping
Environmental		
GHG Emissions	Climate Strategy	<ul style="list-style-type: none"> Direct Greenhouse Gas Emissions (Scope 1) Indirect Greenhouse Gas Emissions (Scope 2) Indirect Greenhouse Gas Emissions (Scope 3) Emissions Reduction Targets
Social		
Employee Engagement, Diversity & Inclusion	Labor Practices	<ul style="list-style-type: none"> Workforce Breakdown: Gender Workforce Breakdown: Race/Ethnicity & Nationality Gender Pay Indicators
Employee Health & Safety	Human Capital Management	Trend of Employee Wellbeing
Systematic Risk Management	Occupational Health & Safety	<ul style="list-style-type: none"> OHS Policy OHS Programs Absenteeism Rate Fatalities Lost-Time Injury Frequency Rate (LTIFR) - Employees Total Recordable Injury Frequency Rate (TRIFR) - Employees
Governance		
Data Security	Risk & Crisis Management	<ul style="list-style-type: none"> Risk Governance Risk Management Risk Management Processes
Business Ethics	Information Security/Cybersecurity & System Availability	<ul style="list-style-type: none"> IT Security/Cybersecurity Governance IT Security/Cybersecurity Measures IT Security/Cybersecurity Process & Infrastructure
	Business Ethics	<ul style="list-style-type: none"> UN Global Compact Membership Codes of Conduct Crime Prevention: Business Policy/ Procedures Corruption & Bribery Codes of Conduct: Systems/ Procedures Reporting on Breaches

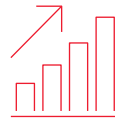
To learn more, visit spglobal.com/esg/csa/esg-benchmarking

Key Features



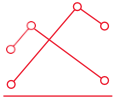
Structured Analysis of Your Industry Position

Understand your company's overall performance over time and against your industry on the identified material topics.



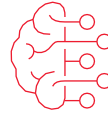
Scores for Highest-Weighted Criteria

Understand your company's scores on the highest-weighted CSA criteria, benchmarked against your industry's best and average scores.



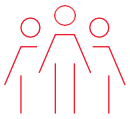
Peer Performance Insight

Benchmark your CSA performance standing against industry peers and get insights on best practices on sustainability disclosures.



Gap Analysis and Project Planning

A question by question, item by item review of your assessment results, that can easily be shared with relevant teams.



Access to CSA Expert Analysts and Education

Each report is managed by an experienced analyst and includes a debrief call to discuss the key findings on sustainability disclosures.

Benefits

- Sharpen your sustainability strategy by quickly identifying the material topics to focus your efforts on.
- Gain insight into your key strengths and weaknesses in selected material topics.
- Understand the topics where the capital markets expect companies to disclose their approach and performance.
- Facilitate the communication with internal and external stakeholders by properly interpreting your company's CSA result on selected material topics and relative position among industry peers.

For further details

You can check the [sample report](#).

Contact Us

[Talk to our specialist to learn more.](#)

About S&P Global

S&P Global (NYSE: SPGI) provides Essential Intelligence. We enable governments, businesses and individuals with the right data, expertise and connected technology so that they can make decisions with conviction. From helping our customers assess new investments to guiding them through sustainability and energy transition across supply chains, we unlock new opportunities, solve challenges and Accelerate Progress for the world.

We are widely sought after by many of the world's leading organizations to provide credit ratings, benchmarks, analytics and workflow solutions in the global capital, commodity and automotive markets. With every one of our offerings, we help the world's leading organizations plan for tomorrow, today. For more information, visit www.spglobal.com.

Copyright© 2024 S&P Global Inc. All rights reserved. This content (including any information, data, analyses, opinions, ratings, scores, and other statements) ("Content") has been prepared solely for information purposes and is owned by or licensed to S&P Global and/or its affiliates (collectively, "S&P Global"). This Content may not be modified, reverse engineered, reproduced or distributed in any form by any means without the prior written permission of S&P Global. You acquire absolutely no rights or licenses in or to this Content and any related text, graphics, photographs, trademarks, logos, sounds, music, audio, video, artwork, computer code, information, data and material therein, other than the limited right to utilize this Content for your own personal, internal, non-commercial purposes or as further provided herein. Any unauthorized use, facilitation or encouragement of a third party's unauthorized use (including without limitation copy, distribution, transmission or modification) of this Content or any related information is not permitted without S&P Global's prior consent and shall be deemed an infringement, violation, breach or contravention of the rights of S&P Global or any applicable third-party (including any copyright, trademark, patent, rights of privacy or publicity or any other proprietary rights). A reference to a particular investment or security, a score, rating or any observation concerning an investment or security that is part of this Content is not a recommendation to buy, sell or hold such investment or security, does not address the suitability of an investment or security and should not be relied on as investment advice. S&P Global shall have no liability, duty or obligation for or in connection with this Content, any other related information (including for any errors, inaccuracies, omissions or delays in the data) and/or any actions taken in reliance thereon. In no event shall S&P Global be liable for any special, incidental, or consequential damages, arising out of the use of this Content and/or any related information.

The S&P and S&P Global logos are trademarks of S&P Global registered in many jurisdictions worldwide. You shall not use any of S&P Global's trademarks, trade names or service marks in any manner, and in no event in a manner accessible by or available to any third party. You acknowledge that you have no ownership or license rights in or to any of these names or marks. S&P Global keeps certain activities of its business units separate from each other in order to preserve the independence and objectivity of their respective activities. As a result, certain business units of S&P Global may have information that is not available to other S&P Global business units. S&P Global has established policies and procedures to maintain the confidentiality of certain non-public information received in connection with each analytical process.

For information provided as part of the CSA questionnaire refer to our "Use of Information and Confidentiality Policy" https://portal.csa.spglobal.com/survey/documents/Use_of_Information_Policy.pdf and for personal information provided to S&P refer to S&P Global's Privacy Policy: <https://www.spglobal.com/en/privacy/privacy-policy-english>. See additional Disclaimers at <https://www.spglobal.com/en/terms-of-use>.

spglobal.com