

S&P Global Corporate Sustainability Assessment (CSA) as a Service

Powerful Insights Enabling Private Markets Sustainability Success.

Contents

The Solution from A-Z	3
Data collection	4
Scoring	5
Benchmarking and Reporting	6
Use cases	7
Case Studies	8
Leverage Complimentary ESG Data Sets and Services to Build a Broader Sustainability Evaluation of Your Portfolio	9

The Solution from A-Z

- Comprehensive data collection and verification
- Dedicated Non-Listed Micro and NanoCap company questionnaire based on 25+ years of investment expertise and engagement with Corporates
- Enhancing insights with modelled data and additional services
- Entity and portfolio level benchmarking and reporting
- Alignment with standard frameworks

“We have always believed that thoughtful ESG management creates stronger and more valuable companies. That’s why our collaboration with S&P Global Sustainable1 and our participation in the CSA is so important to us. It will provide us with access to critical ESG metrics that will better inform our strategy and our companies’ operations to enable stronger and more sustainable long-term growth.”

– James Brocklebank,
Managing Partner at Advent International

The S&P Global Corporate Sustainability Assessment (CSA) enables you to measure and benchmark your portfolio companies, due diligence prospects and supply chain entities on a wide range of financially relevant environmental, social and governance & economic criteria — critical for demonstrating your success to the growing number of sustainability-focused investors.

The CSA leverages the unique expertise and proprietary methodology underlying the renowned Dow Jones Sustainability Indices (DJSI) to assess companies with up to 120 questions.

Those questions are part of up to 25 general and industry-specific sustainability criteria, all building into 3 dimension-level metrics (E, S and G) and 1 overall S&P Global CSA score.

Since investors face a large set of reporting challenges, S&P Global developed a tailored CSA questionnaire, called CSA Fundamentals, which can be considered an optimal option for

Non-Listed Micro and NanoCap companies to start their sustainability journey with a leaner tool, also preparing for upcoming sustainability trends and evolving market expectations.

The assessment, benchmarking and reporting services give Asset Managers the tools to successfully manage sustainability during all stages of the portfolio company lifecycle, from the due diligence phase, ownership, M&As, up to exit strategies such as IPOs.

We work with General Partners, Chief Financial Officers and many other key stakeholders who use CSA results to understand their performance and to kick-start their regulatory reporting capabilities, align with global reporting frameworks (e.g. TCFD, SFDR, EDCI, etc.), produce performance reporting for LPs, support portfolio company performance improvements, maximize financing possibilities, and many more.

The Solution from A to Z

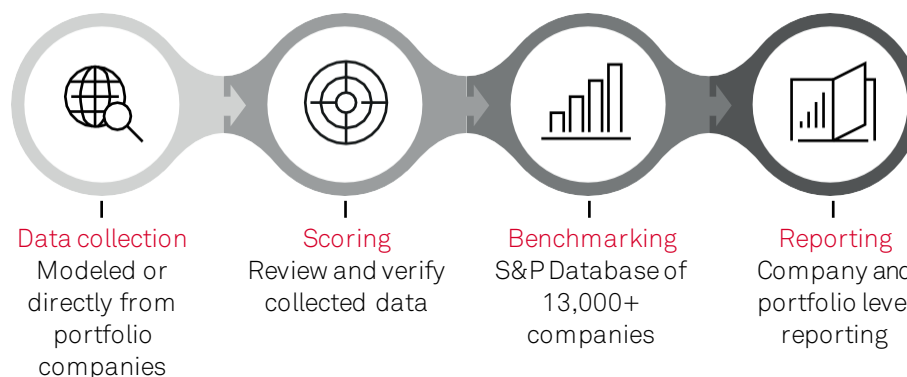


Figure 1: from data to reporting

Data collection

Issuers receive access to the **secure online CSA platform** where they can complete the questionnaire, provide supporting information, and upload documents according to the chosen scope of the assessment.

During the assessment, companies benefit from **multi-user access, project management tools, platform training, detailed question guidance** and a dedicated **helpline**.

Once completed, S&P Global **ESG analysts** will **review and verify** the entire submission as well as compare the data provided with industry peers through a rule-based methodology. This quality control **process** undergoes an **independent annual audit** to ensure the reliability and consistency of analyst verification.

CSA questionnaire types:

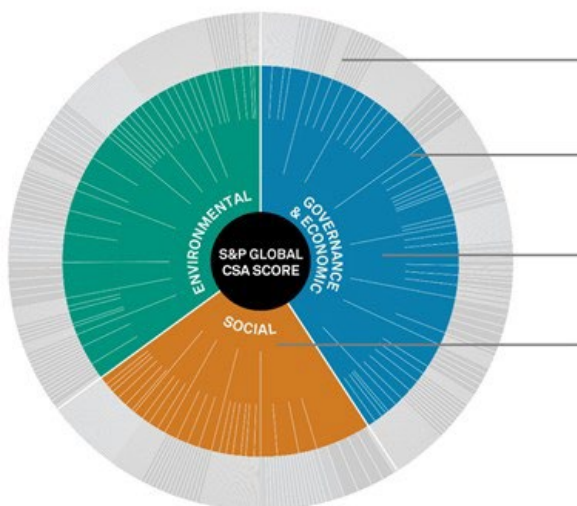
- **CSA Standard:** The regular, industry-specific assessment with reduced public reporting requirements for privately owned companies. For each company, the CSA Standard assesses up to **120 questions covering up to 25 different criteria** across the environmental, social and governance & economic dimensions.

- **CSA Fundamentals:** A dedicated questionnaires tailored for Private Markets needs and more suitable for Non-Listed Micro and NanoCap companies, thanks to a reduced number of questions. The CSA Fundamentals assesses **50 questions on average, covering around 15 different criteria** across the environmental, social and governance & economic dimensions.

Additional data collection:

The CSA Portal can also be used as a powerful **data collection tool** without scoring, which can be set up by allowing the collection of information based on:

- **Customized company questionnaire:** choose the relevant questions and metrics according to your own materiality analysis or by selecting from the CSA question database
- **Regulatory data collection requirements or global frameworks** (e.g., CSRD, ISSB, SFDR, EDCI, etc.)



CSA	CSA Fundamentals	
Approx. 1200 Datapoints	Approx. 400 Datapoints	Assessed values, text, checkboxes, documents Sources: Web-based questionnaire and company documents
Average 120 Questions	Average 50 Questions	Weighted data point scores
Average 25 Criteria Scores	Average 15 Criteria Scores	Weighted question scores 62 industry-specific approaches, with tailored questions, criteria and related weightings
3 Dimension Scores	3 Dimension Scores	Weighted criteria scores Adjusted for corporate ESG controversies where applicable
1 S&P Global CSA Score	1 CSA Fundamentals Score	Sum of weighted dimension scores

Figure 2: Convention of the scores and methodologies.
Source: S&P Global Sustainable1. For illustrative purposes only

Scoring

Scoring options

S&P Global's CSA presents **different scoring options**, depending on the use case for which the client is willing to perform an assessment. The options are as follows:







	 Public CSA Score	 Confidential CSA Score	 Provisional CSA Score
Score Publication			
Scenario	Actual data	Actual data	Data assumed hypothetical
Questionnaire Type	CSA Standard or CSA Fundamentals	CSA Standard or CSA Fundamentals	CSA Standard, CSA Fundamentals or CSA Tailored
Assessed Company Engagement	Mandatory	Optional	Non-engaged
Engagement Support Process	Standard process is adaptable in case of a large number of companies assessed		
Use Cases	Investor coverage expansion, Issuer public score	Investment analysis, IPO preparation, individual company internal improvement	Investor Due Diligence, Custom data collection, Supplier analysis

Table 1: Scoring options and variables.

Therefore, the S&P Global's Corporate Sustainability Assessment (CSA) provides a scalable and consistent approach across the portfolio life cycle of a company with **varying degrees of effort and granularity**.

- **13.000 company scores** available off the shelf as dataset;
- **CSA Fundamental** as a step up to a more comprehensive CSA Standard;
- **Provisional CSA** without any company engagement to facilitate a quick turnaround;
- **CSA** can be performed by an S&P analyst **on public information up to a fully engaged assessment** including detailed private company information.

Benchmarking and Reporting

The S&P Global CSA enables you to establish a baseline and conduct comparative benchmarking, but this is just a small piece of how we can enable your success by leveraging the breadth and depth of all of S&P Global’s ESG data sets and service

At a company level we also offer:

- A **Benchmarking Scorecard** with absolute and relative performance indicators compared to industry peers on Total, Dimension, Criterion and Question level
- **Online Benchmarking Databases** and tools empowering you to conduct multi-year trend analysis and gain detailed insight on the positioning within the industry including listed and non-listed companies;
- **Data point analysis on ESG themes** of your choice with customized peer groups;
- **Personalized feedback** with a debrief call to discuss the results with an S&P Global ESG expert.

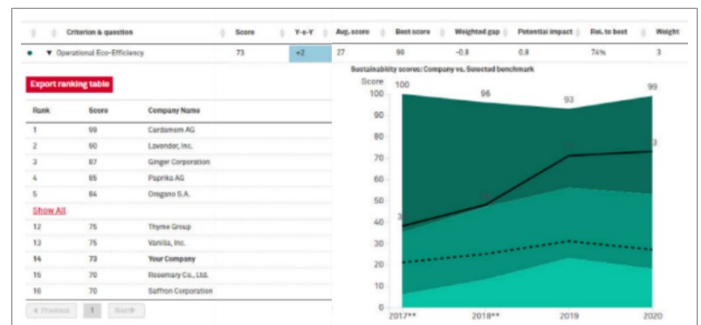


Figure 3: Online benchmarking tools available for portfolio companies — showing results, ranking and multiyear trends; filter for private companies and size.

Source: S&P Global Sustainable1. For Illustrative purposes only.

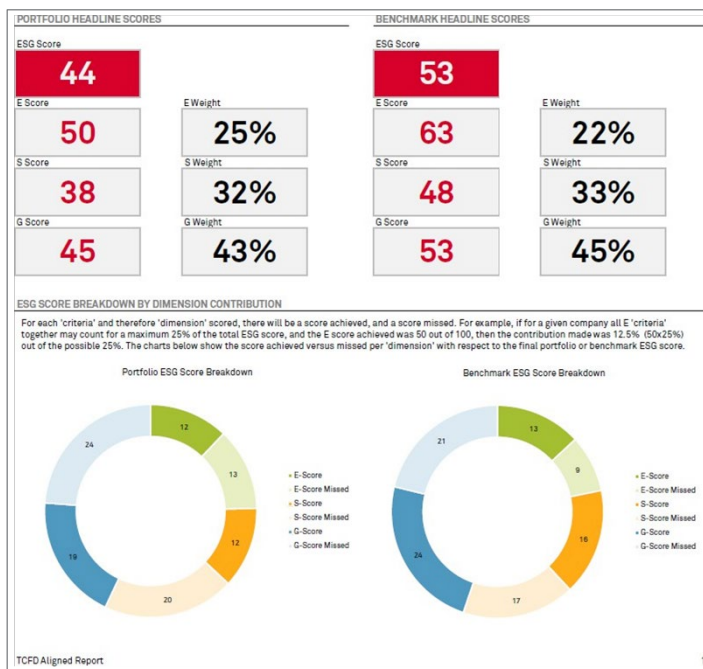


Figure 4: Portfolio level score report.

Source: S&P Global Sustainable1. For Illustrative purposes only

At a portfolio level we offer:

- **Benchmarking and reporting across portfolio companies** for internal analysis and to be shared with limited partners
- **Benchmarking against industry peers** and a customized set of peers
- Customized or specific **regulatory focused reporting** (e.g., SFDR, EDCl, etc.)
- **Evaluation of thematic metrics** (e.g., gender) to help you build more targeted and impactful portfolios
- **Exporting data** in Excel for further analyses down to the data point level

Use cases

Description of use cases

The CSA as a Service can be used by companies to fulfill several different needs:

- **Asset Managers** looking to **assess** their **portfolios** and the underlying companies' internal performance
- **General Partners** aiming to boost their portfolio **reporting** for **regulatory reasons**, or to showcase performance to **Investors** or **LPs**
- **Private Equity, Private Debt or Capital Market** divisions aiming to **integrate ESG insights** in their **investments processes**
- **Stock Exchanges** aiming to **expand coverage** of companies publicly assessed
- **M&A or Investment Managers** preparing for an **IPO** or wanting to assess a portfolio company in a hypothetical scenario (e.g., merger)
- **Procurement** divisions aiming to **assess** the sustainability performance of thousands of **suppliers**

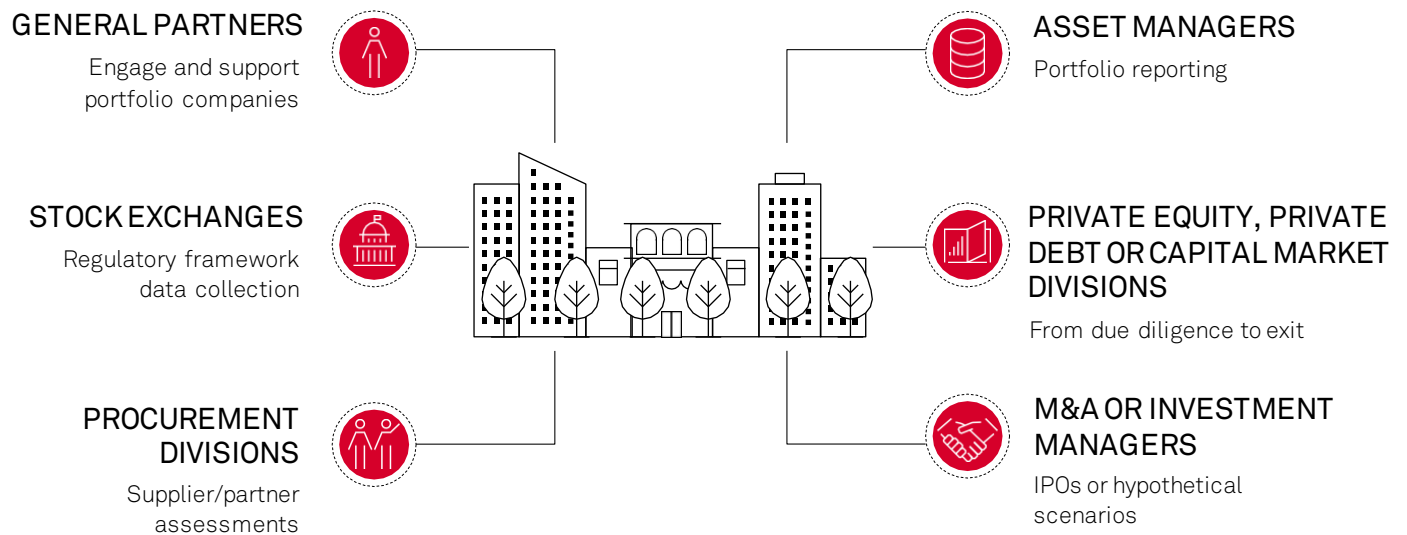


Figure 5: Use cases.

Source: S&P Global Sustainable1.
For illustrative purposes only

Case Studies

CSA as a Roadmap to Operational Excellence

S&P Global Sustainable1 offers a variety of comprehensive **Sustainability solutions** for interested clients aiming to integrate and better **manage sustainability in investment strategy**.


One of the **largest private equity firms in the world** has paved the way as the first private equity firm to use the CSA to **gain in-depth analyses** and insights of their **portfolio companies'** sustainability performance.

Through the CSA, the firm could:

- measure the portfolio company's sustainability performance
- set a baseline
- benchmark against their own industry best practices
- providing a roadmap to operational excellence

As part of the firm's approach, the CSA has also allowed its management to capture relevant **Sustainability-related risks and opportunities** and it is helping the firm – through thoughtful ESG management – to create stronger and **more valuable companies**.



full case study 

CSA Integration in the Investment Process


The growing demand for sustainability transparency and disclosure from private markets has pushed **investment managers** to pursue reliable **solutions** for **reporting Sustainability metrics**.

The transition to sustainability reporting has taken more time for private markets given the **low data availability** on top of **evolving regulatory frameworks** and **data gathering methods**.

To **align** with the European Union's **SFDR** a European **Alternative Asset Manager's ESG team**, together with its investment teams from listed equities, private equity and private debt, collaborated with S&P Global specialists to establish a **uniform and robust method to streamline ESG processes** — from **pre- and post-investment data collection and scoring to portfolio reporting**.

Through the **CSA Fundamentals** and a **customized data collection questionnaire**, including tailored data points SFDR-aligned, the firm can assess and report sustainability performance to stakeholders in a matter of days.



full case study 


Integrate Sustainability in Private Equity Investment Strategy

Pressure from investors, especially limited partners, has increased on **private equity firms** to **integrate sustainability** considerations into their **investment strategies** to increase value and improving risk-adjusted returns. The significance of this pressure is only increasing as PE managed assets are projected to increase to USD 9 trillion in 2025.

Therefore, one PE firm's sustainability manager reached out to S&P Global specialists for guidance not only on market trends and best practices but also to specifically **measure sustainability performance of two specific portfolio companies** and **benchmark it to industry peers**.

Completion of the **CSA** enabled to **access PE-focused analyses** through the CSA Fundamentals and benchmarking results through Benchmarking Database. The inclusion of a workshop provided additional support and training around sustainability practices and specific areas for operational and reporting improvement.



full case study 

Leverage Complimentary ESG Data Sets and Services to Build a Broader Sustainability Evaluation of Your Portfolio

Benefit from S&P Global's comprehensive datasets and modelling capabilities to complement the data collected from your portfolio companies.

- Model ESG scores down to a question level
- Model environmental datapoints e.g., for SFRD data disclosure requirements
- Assessment of Corporate TCFD-alignment to inform every step of your TCFD reporting journey, from quantifying climate-related financial risks and opportunities to engaging with stakeholders to turn metrics into action
- Company revenue evaluation within the EU Taxonomy for Sustainable Activities, to help you navigate the transition to a low-carbon, resilient and resource-efficient economy
- Assessment of company impact on the United Nations Sustainable Development Goals (SDG) to assess your positive impact and align your growth strategy with global climate and sustainability goals
- Focused assessment of a company's ESG strategy and ability to prepare for potential future risks and opportunities with the S&P Global Second Party Opinions

Large coverage of public and private companies

S&P Global is covering more than 13'000 listed companies across the world, and the CSA results feed into the constituent selection process of the renowned Dow Jones Sustainability Indices (DJSI) and the S&P ESG Index series. In addition, S&P Global assesses a growing number of private companies with the CSA.

More than 3,500 companies are already generating business value from actively participating in the CSA every year - join them now!

[To learn more, contact us.](#)

S&P Global

About S&P Global Sustainable1

S&P Global Sustainable1 is the central source for sustainability intelligence from S&P Global. Sustainable1 matches customers with the ESG products, insights and solutions from across S&P Global's divisions to help meet their unique needs. Our comprehensive coverage across global markets combined with in-depth ESG intelligence provides financial institutions, corporations and governments an unmatched level of clarity and confidence to successfully navigate the transition to a sustainable future. Our data and well-informed point of view on critical topics like energy transition, climate resilience, positive impact and sustainable finance allow us to go deep on the details that define the big picture so customers can make decisions with conviction. To learn more about Sustainable1, visit <http://www.spglobal.com/sustainable1>.

About S&P Global

S&P Global (NYSE: SPGI) is the world's foremost provider of credit ratings, benchmarks and analytics in the global capital and commodity markets, offering ESG solutions, deep data and insights on critical economic, market and business factors. We've been providing essential intelligence that unlocks opportunity, fosters growth and accelerates progress for more than 160 years. Our divisions include S&P Dow Jones Indices, S&P Global Engineering Solutions, S&P Global Market Intelligence, S&P Global Mobility, S&P Global Commodity Insights, S&P Global Ratings and S&P Global Sustainable1. For more information, visit www.spglobal.com.

This piece was published by S&P Global Sustainable1 and not by S&P Global Ratings, which is a separately managed division of S&P Global.

S&P Global Sustainable1 Disclaimer

This content (including any information, data, analyses, opinions, ratings, scores, and other statements) ("Content") has been prepared solely for information purposes and is owned by or licensed to S&P Global and/or its affiliates (collectively, "S&P Global").

This Content may not be modified, reverse engineered, reproduced or distributed in any form by any means without the prior written permission of S&P Global.

You acquire absolutely no rights or licenses in or to this Content and any related text, graphics, photographs, trademarks, logos, sounds, music, audio, video, artwork, computer code, information, data and material therein, other than the limited right to utilize this Content for your own personal, internal, non-commercial purposes or as further provided herein.

Any unauthorized use, facilitation or encouragement of a third party's unauthorized use (including without limitation copy, distribution, transmission or modification) of this Content or any related information is not permitted without S&P Global's prior consent and shall be deemed an infringement, violation, breach or contravention of the rights of S&P Global or any applicable third-party (including any copyright, trademark, patent, rights of privacy or publicity or any other proprietary rights).

A reference to a particular investment or security, a score, rating or any observation concerning an investment or security that is part of this Content is not a recommendation to buy, sell or hold such investment or security, does not address the suitability of an investment or security and should not be relied on as investment advice.

S&P Global shall have no liability, duty or obligation for or in connection with this Content, any other related information (including for any errors, inaccuracies, omissions or delays in the data) and/or any actions taken in reliance thereon. In no event shall S&P Global be liable for any special, incidental, or consequential damages, arising out of the use of this Content and/or any related information.

The S&P and S&P Global logos are trademarks of S&P Global registered in many jurisdictions worldwide. You shall not use any of S&P Global's trademarks, trade names or service marks in any manner, and in no event in a manner accessible by or available to any third party. You acknowledge that you have no ownership or license rights in or to any of these names or marks.

See additional Disclaimers at <https://www.spglobal.com/en/terms-of-use>.

Copyright© 2024 S&P Global Inc. All rights reserved.